COOPERATIVE DEVELOPMENT FUND

in the

NATIONAL BUDGET

THE PHILIPPINES

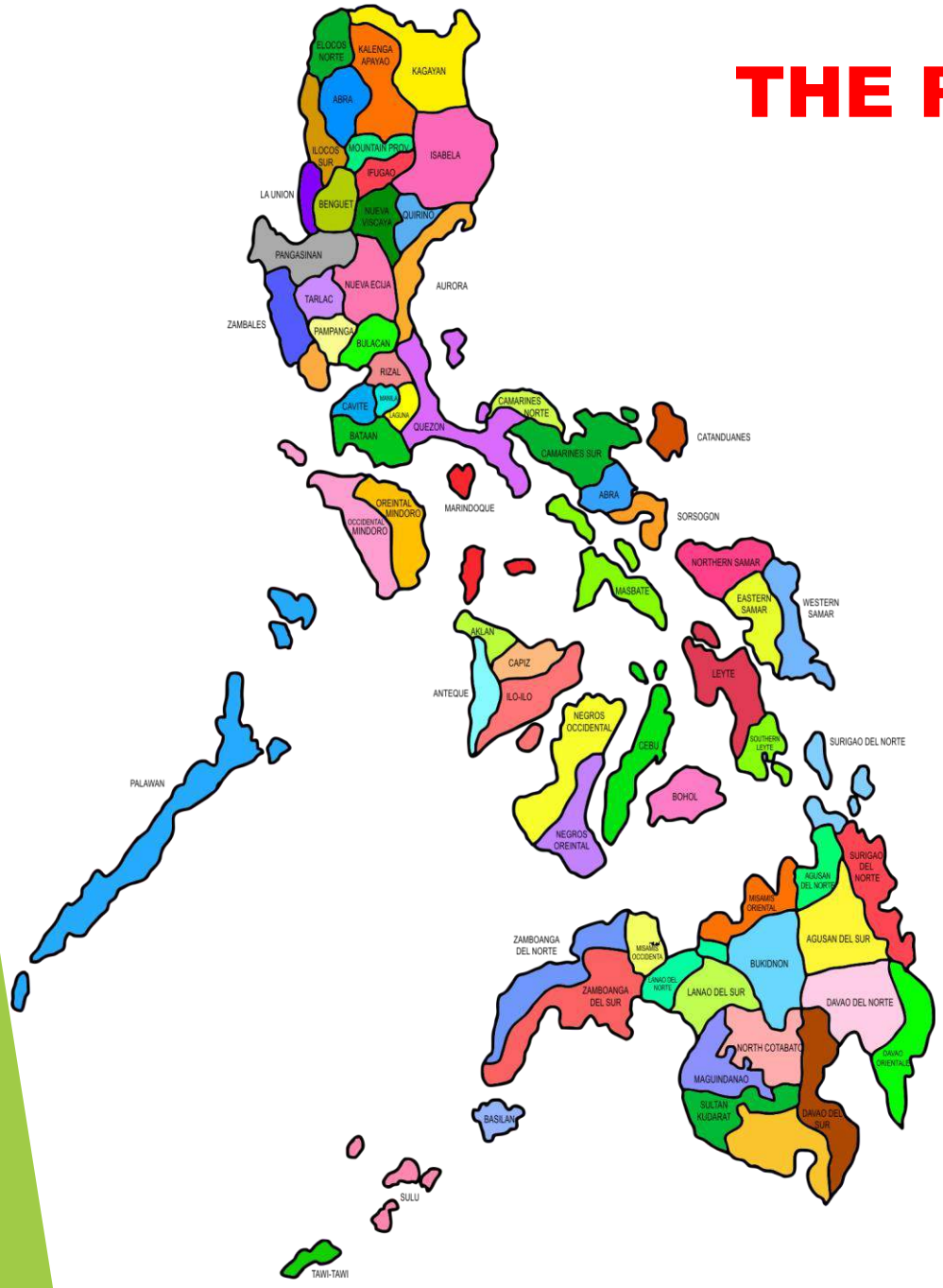

81
PROVINCES

144
CITIES

1,490
MUNICIPALITIES

42,026
BARANGAYS

The
Common
aspiration
of every
VICTOR
dela CRUZ
in the
country today

HE DREAMS THAT ALL THESE PROJECTS BE REALIZED IN HIS BARANGAY

3 MILLION

F M R

1 MILLION

M-PURPOSE HALL

1 MILLION

BASKETBALL COURT

12 MILLION

2 MILLION

WATER SUPPLY

2 MILLION

BRGY. BRIDGE

2 MILLION

LIVELIHOOD

1 MILLION

HOUSING

VICTOR WENT TO SEE THE BRGY. CHAIRMAN AND SHARED WITH HIM HIS DREAM PROJECTS

THE BRGY. CHAIRMAN EXPLAINED TO VICTOR HIS PREDICAMENT CONSIDERING THAT THEIR

ANNUAL AVERAGE BUDGET IS ONLY

P1 MILLION

BRGY. CHAIRMAN TOLD VICTOR NOT TO WORRY FOR THEY WILL SEEK ASSISTANCE FROM THEIR MAYOR

REPUBLIC ACT 7160

IMPLEMENTING RULES AND REGULATIONS

1991 LOCAL GOVERNMENT CODE

RULE XXXIV - LGU BUDGETING

BUDGETARY REQUIREMENTS
GENERAL LIMITATIONS

BARANGAY BUDGET

ANNUAL BUDGET

1,000,000

LESS:

PS 55% = 550 T
SK 10% = 100 T

650,000

350,000

VICTOR & THE CHAIRMAN VISITED & CONVEYED TO THE MAYOR THEIR DESIRED PROJECTS



LIKE A FATHER TO VICTOR & THE CHAIRMAN, THE MAYOR EXPLAINED TO THEM THE ANNUAL BUDGET OF THEIR MUNICIPALITY

STATEMENT OF RECEIPTS & EXPENDITURES

based on the

2013 ACTUAL REPORT

from the

BUREAU OF LOCAL GOVERNMENT FINANCE

B L G F

MUNICIPALITY OF JAGNA

BLGF 2013 ACTUAL REPORT

STATEMENT OF RECEIPTS & EXPENDITURES

R E C E I P T S	
LOCAL SOURCES	**21,377,459**
TAX REVENUE	6,386,899
NON-TAX REVENUE	14,990,560
EXTERNAL SOURCES	**58,606,272**
I R A	58,436,004
NAT'L TAX COLLECTION	170,268
INTER-LOCAL TRANSFER	-
GRANTS/DONATIONS	-
NON-INCOME	**-**
TOTAL RECEIPTS	**79,983,730**

58 M IRA

x **20%** LOCAL DEV'T FUND

---

12 M

INTERNAL REVENUE ALLOTMENT

12 M ÷ 33 Barangays

351 T
PER BRGY

VICTOR, BRGY. CHAIRMAN & THE MAYOR ELEVATED THEIR CONCERNS TO THE GOVERNOR

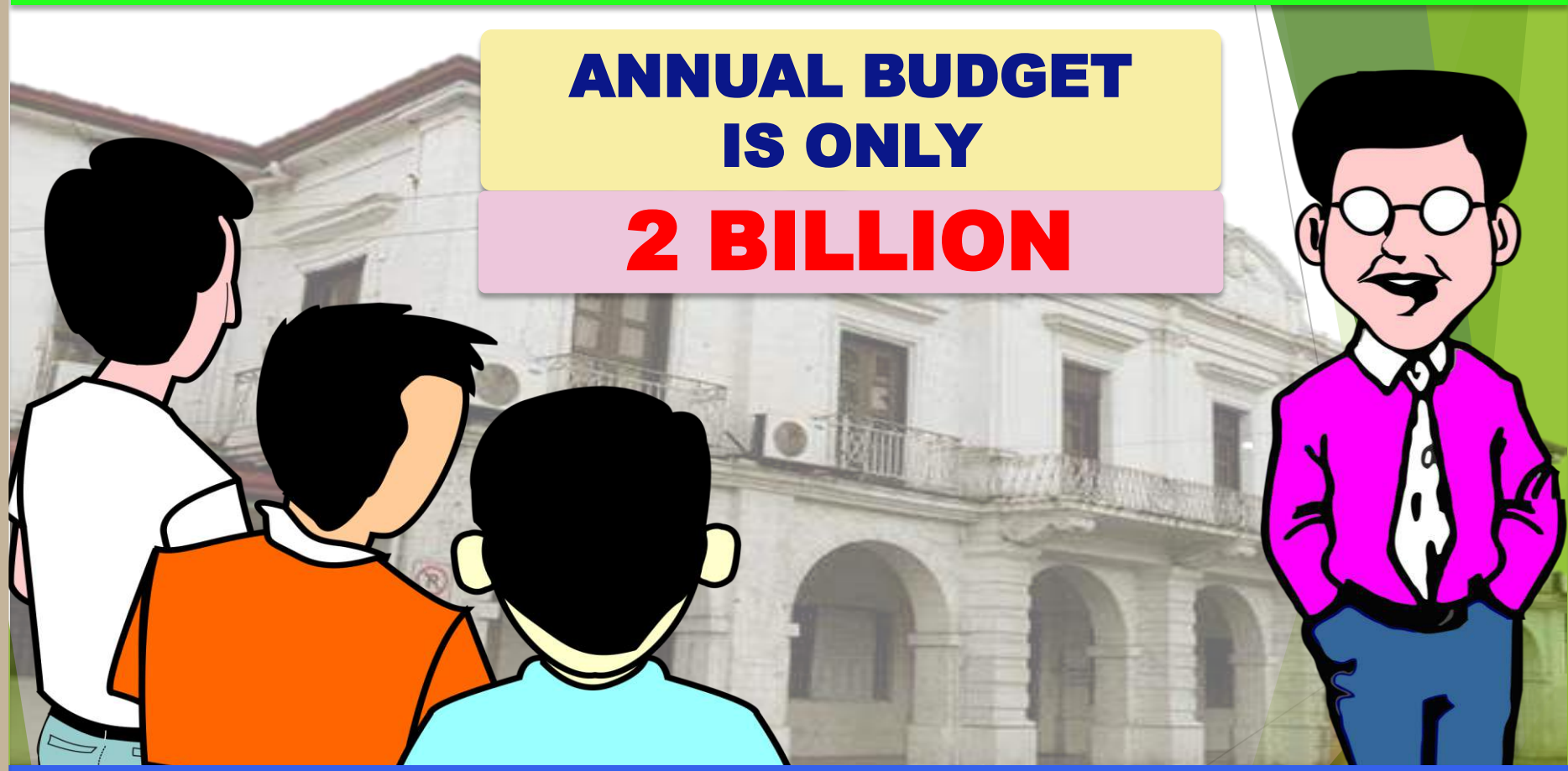

THE GOVERNOR PATIENTLY EXPLAINED TO THEM THE STATUS OF THE PROVINCIAL BUDGET

PROVINCE OF BOHOL

1ST DISTRICT		2ND DISTRICT		3RD DISTRICT	
TOWNS	BRGY.	TOWNS	BRGY.	TOWNS	BRGY.
ALBURQUERQUE	11	BUENAVISTA	35	ALICIA	15
ANTEQUERA	21	CLARIN	24	ANDA	16
BACLAYON	17	DAGOHOY	15	BATUAN	15
BALILIHAN	31	DANAO	17	BILAR	19
CALAPE	33	INABANGA	50	CANDIJAY	21
CATIGBIAN	22	JETAFE	24	CARMEN	29
CORELLA	8	C.P. GARCIA	23	DIMIAO	35
CORTES	14	SAGBAYAN	24	DUERO	21
DAUIS	12	SAN ISIDRO	12	GARCIA HERNANDEZ	30
LOON	67	SAN MIGUEL	18	GUINDULMAN	19
MARIBOJOC	22	TALIBON	25	JAGNA	33
PANGLAO	10	TRINIDAD	20	LILA	18
SIKATUNA	10	UBAY	44	LOAY	24
TAGBILARAN CITY	15	BIEN UNIDO	15	LOBOC	28
TUBIGON	34			MABINI	22
				PILAR	21
				SEVILLA	13
				SIERRA BULLONES	22
				VALENCIA	35
TOTAL	327		346		436

1 CITY 47 TOWNS 1,109 BARANGAYS

PROVINCE OF BOHOL

BLGF 2013 ACTUAL REPORT

STATEMENT OF RECEIPTS & EXPENDITURES

R E C E I P T S	
LOCAL SOURCES	**184,872,503**
TAX REVENUE	86,179,199
NON-TAX REVENUE	98,693,304
EXTERNAL SOURCES	**1,107,883,670**
I R A	1,106,246,245
NAT'L TAX COLLECTION	1,637,425
INTER-LOCAL TRANSFER	-
GRANTS/DONATIONS	-
NON-INCOME	**-**
TOTAL RECEIPTS	**1,292,756,173**

1,106 B IRA

x **20%** LOCAL DEV'T FUND

221 M

INTERNAL REVENUE ALLOTMENT

221 M ÷ 1,109 Barangays

119 T
PER BRGY

GENERAL APPROPRIATIONS ACT

2013

RA 10352

2.0 TRILLION

2013 GENERAL APPROPRIATIONS ACT R.A. NO. 10352

DEPARTMENTS / AGENCIES	**982,755,761**
CONGRESS	10,414,394
OFFICE OF THE PRESIDENT	2,700,651
OFFICE OF VICE PRESIDENT	416,575
DEPARTMENT OF AGRARIAN REFORM	21,038,824
DEPARTMENT OF AGRICULTURE	64,474,099
DEPARTMENT OF BUDGET & MGMT	962,009
DEPARTMENT OF EDUCATION	232,595,221
STATE UNIVERSITIES & COLLEGES	32,770,703
DEPARTMENT OF ENERGY	3,254,847
DEPARTMENT OF NATURAL RESOURCES	23,135,850
DEPARTMENT OF FINANCE	11,753,939
DEPARTMENT OF FOREIGN AFFAIRS	11,613,793
DEPARTMENT OF HEALTH	51,074,586
DEP'T OF INTERIOR & LOCAL GOV'T	91,164,442
DEPARTMENT OF JUSTICE	10,193,420
DEPARTMENT OF LABOR & EMPLOYMENT	7,834,074
DEPARTMENT OF NATIONAL DEFENSE	80,420,311
DEP'T OF PUBLIC WORKS & HIGHWAYS	155,517,533
DEPARTMENT OF SCIENCE & TECHNOLOGY	9,915,265
DEPARTMENT OF SOCIAL WELFARE & DEV'T	56,333,858
DEPARTMENT OF TOURISM	2,783,546
DEPARTMENT OF TRADE & INDUSTRY	3,544,400
DEPARTMENT OF TRANSPO. & COMMU.	34,185,121
NATIONAL ECO. & DEVE'T AUTHORITY	4,959,736
PRES'L COMMU. OPNS OFFICE (OPS)	1,252,238
OTHER EXECUTIVE OFFICES	9,455,661
AUTO. REGION IN MUSLIM MINDANAO	13,172,022
JOINT LEGISLATIVE – EXEC. COUNCILS	2,137
THE JUDICIARY	17,006,107
CIVIL SERVICE COMMISSION	934,679
COMMISSION ON AUDIT	7,645,389
COMMISSION ON ELEC TION	8,265,743
OFFICE OF THE OMBUDSMAN	1,666,400
COMMISSION ON HUMAN RIGHTS	298,1881
SPECIAL PURPOSE FUNDS	**385,473,395**
BUDGETARY SUPPORT TO GOV'T CORP.	44,664,500
ALLOCATION TO LOCAL GOV'T UNITS	17,529,452
CALAMITY FUND	7,500,000
CONTINGENT FUND	1,000,000
DepEd SCHOOL BUILDING PROGRAM	1,000,000
E-GOVERNMENT FUND	1,000,000
INTERNATIONAL COMMITMENTS FUND	2,636,723
MISC. PERSONNEL BENEFITS FUND	69,089,206
PRIORITY DEV'T ASSISTANCE FUND	24,790,000
RETIREMENT BENEFIT FUND (P & GF)	98,715,143
UNPROGRAMMED FUND	117,548,371
TOTAL NEW APPROPRIATIONS	**1,368,229,156**
LESS : UNPROGRAMMED FUND	117,548,371
PROGRAMMED NEW APPROPRIATIONS	**1,250,680,785**
AUTOMATIC APPROPRIATIONS	**755,219,215**
INTERNAL REVENUE ALLOTMENT	302,304,001
DEBT SERVICE INTEREST	333,902,000
OTHERS	119,013,214
TAX REFUNDS	15,518,556
PENSION RA 2087 & 5059	331
GRANT PROCEEDS	545,844
CUSTOMS DUTIES & TAXES	26,900,000
NET LENDING	26,500,000
RETIREMENT LIFE INS. PREMIUMS	28,125,611
SPCL ACCOUNT IN THE GEN. FUND	19,240,064
REWARDS & INCENTIVES FUND	2,182,808
TOTAL EXPENDITURES PROGRAM	**2,005,900,000**
DEBT-SERVICE PRINCIPAL AMORTIZATION	449,344,000

REGULAR BUDGET

SPCL. PURPOSE FUNDS

AUTOMATIC APPRO.

2013 GENERAL APPROPRIATIONS ACT R.A. NO. 10352

REGULAR BUDGET

I	CONGRESS	10,414,394	XVIII	DPWH	155,517,533
II	OP	2,700,651	XIX	DOST	9,915,265
III	OVP	416,575	XX	DSWD	56,333,858
IV	DAR	21,038,824	XXI	DOT	2,783,546
V	DA	64,474,099	XXII	DTI	3,544,400
VI	DBM	962,009	XXIII	DOTC	34,185,121
VII	DEPED	232,595,221	XXIV	NEDA	4,959,736
VIII	SUC	32,770,703	XXV	PCOO (OPS)	1,252,238
IX	DOE	3,254,847	XXVI	OEO	9,455,661
X	DENR	23,135,850	XXVII	ARMM	13,172,022
XI	DOF	11,753,939	XXVIII	JL-EC	2,137
XII	DFA	11,613,793	XXIX	JUDICIARY	17,006,107
XIII	DOH	51,074,586	XXX	CSC	934,679
XIV	DILG	91,164,442	XXXI	COA	7,645,389
XV	DOJ	10,193,420	XXXII	COMELEC	8,265,743
XVI	DOLE	7,834,074	XXXIII	OMBUDSMAN	1,666,400
XVII	DND	80,420,311	XXXIV	CHR	298,188
TOTAL		**982,755,761**			

IN THOUSAND PESOS

The Regular Budget is the appropriations of the 34 line departments, attached agencies & GOCCs.

TOP 5 DEPARTMENTS WITH THE BIGGEST REGULAR BUDGET

DEPED	232,595,221
DPWH	155,517,533
DILG	91,164,442
DND	80,420,311
DA	64,474,099

2013 GENERAL APPROPRIATIONS ACT R.A. NO. 10352

SPECIAL PURPOSE FUNDS	
BUDGETARY SUPPORT TO GOV'T CORP.	44,664,500
ALLOCATION TO LOCAL GOV'T UNITS	17,529,452
CALAMITY FUND	7,500,000
CONTINGENT FUND	1,000,000
DepEd SCHOOL BUILDING PROGRAM	1,000,000
E-GOVERNMENT FUND	1,000,000
INTERNATIONAL COMMITMENTS FUND	2,636,723
MISC. PERSONNEL BENEFITS FUND	69,089,206
PRIORITY DEV'T ASSISTANCE FUND	24,790,000
RETIREMENT BENEFIT FUND (P & GF)	98,715,143
UNPROGRAMMED FUND	117,548,371
T O T A L	**385,473,395**

IN THOUSAND PESOS

Budget items that are non-permanent in nature

Appropriated to augment the regular budget of selected department

Subject to special provisions

Subject to the approval by the President

2013 GENERAL APPROPRIATIONS ACT R.A. NO. 10352

IN THOUSAND PESOS

REGULAR BUDGET	982,755,761
SPECIAL PURPOSE FUNDS	385,473,395
TOTAL NEW APPROPRIATIONS	1,368,229,156
LESS : UNPROGRAMMED FUND	117,548,371
PROGRAMMED NEW APPROPRIATIONS	1,250,680,785
AUTOMATIC APPROPRIATIONS	755,219,215
INTERNAL REVENUE ALLOTMENT	302,304,001
DEBT SERVICE INTEREST	333,902,000
OTHERS	119,013,214
TAX REFUNDS	15,518,556
PENSION RA 2087 & 5059	331
GRANT PROCEEDS	545,844
CUSTOMS DUTIES & TAXES, INC. TAX EXP.	26,900,000
NET LENDING	26,500,000
RETIREMENT LIFE INSURANCE PREMIUMS	28,125,611
SPECIAL ACCOUNT IN THE GENERAL FUND	19,240,064
REWARDS & INCENTIVES FUND	2,182,808
TOTAL EXPENDITURES PROGRAM	2,005,900,000
DEBT-SERVICE PRINCIPAL AMORTIZATION	449,344,000

81	PROV.
144	CITIES
1,490	TOWNS
42,026	BRGYS.

302 B

AUTOMATIC APPROPRIATIONS are appropriations programmed annually which by virtue of outstanding legislations do not require any periodic action by Congress

2013 GENERAL APPROPRIATIONS ACT R.A. NO. 10352

IN THOUSAND PESOS

REGULAR BUDGET	982,755,761	300 B
SPECIAL PURPOSE FUNDS	385,473,395	150 B
AUTOMATIC APPROPRIATIONS	755,219,215	50 B

2.0 TRILLION

500 BILLION

THE 500 BILLION CAN EASILY BE ACHIEVED IF THE NATIONAL GOVERNMENT WILL FOLLOW THE COA GUIDELINES THAT THE EXPENDITURES SHOULD NOT BE

IRREGULAR, UNNECESSARY, EXTRAVAGANT, EXCESSIVE OR UNCONSCIONABLE

2013 GENERAL APPROPRIATIONS ACT R.A. NO. 10352

IN THOUSAND PESOS

REGULAR BUDGET	982,755,761	300 B
SPECIAL PURPOSE FUNDS	385,473,395	150 B
AUTOMATIC APPROPRIATIONS	755,219,215	50 B

500 BILLION

SHFC	-	10 BILLION
DOLE	-	100 MILLION
CDA	-	25 MILLION
DA	-	100 MILLION

10.225 B

VARIOUS PROGRAMS & PROJECTS OF SELECTED NATIONAL GOVERNMENT AGENCIES

GAA 2015

DEPARTMENT OF PUBLIC WORKS & HIGHWAYS 2015

PROGRAMS	**217.245 B**
GENERAL ADMINISTRATION AND SUPPORT	5.988 B
SUPPORT TO OPERATION	18.582 B
OPERATIONS	192.674 B
MFO 1: NATIONAL ROAD NETWORK SERVICES	129.765 B
MFO 2: FLOOD MANAGEMENT SERVICES	42.283 B
MFO 3: MAINTENANCE & CONST. SERVICES OF OTHER INFRASTRUCTURES	20.626 B
PROJECTS	**73.225 B**
LOCALLY-FUNDED PROJECTS	50.279 B
1. BUILDING & OTHER STRUCTURES	15.426 B
2. FLOOD CONTROL & DRAINAGE	1.955 B
3. ROADS & BRIDGES	30.745 B
4. WATER MANAGEMENT	2.153 B
FOREIGN ASSISTED PROJECTS	22.946
1. FLOOD CONTROL & DRAINAGE	3.610 B
2. ROADS & BRIDGES	19.335 B
TOTAL NEW APPROPRIATIONS	**290.470 B**

DEPARTMENT OF PUBLIC WORKS & HIGHWAYS 2015

OPERATIONS

MFO 1: NATIONAL ROAD NETWORK SERVICES

1. ASSET PRESERVATION OF NATIONAL ROADS

a. Preventive Maint. based on HDM-4 - Reblocking of Shattered Blocks	463 M
b. Rehab./Reconst./Upgrading Damaged Paved National Roads	16.325 B
c. Rehab. & Reconst. of Nat'l. Roads with Slips, Slope Collapse, & Landsilde	3.786 B
d. Const./Upgrading/Rehab. of Drainage along National Roads	3.462 B

2. NETWORK DEVELOPMENT

a. Widening of Nat'l. Roads - Arterial & Secondary	27.442 B
b. Const. of By-Passes/Diversion Roads, including ROW	7.745 B
c. Const. of Missing Gaps connecting Nat'l.Roads including ROW	4.192 B
d. Const. of Flyovers/Interchanges/Underpasses	2.173 B
e. Off-Carriageway Improvement	5.813 B

DEPARTMENT OF PUBLIC WORKS & HIGHWAYS 2015

OPERATIONS

MFO 1: NATIONAL ROAD NETWORK SERVICES

3. ROAD UPGRADING (UNPAVED TO PAVED) BASED ON ROAD STANDARD (HDM-4)	**37.447 B**
4. CONST. & MAINT. OF BRIDGES ALONG NATIONAL ROADS	
a. Replacement of Bridges (temporary to permanent)	904 M
b. Rehabilitation/Major Repair of Permanent Bridges	3.941 B
c. Widening of Permanent Bridges -from 1 lane to 2 lanes	1.088 B
d. Replacement of Permanent Weak Bridges	3.717 B
e. Retrofitting/Strengthening of Permanent Bridges	1.089 B
f. Widening of Permanent Bridges - to more than 2 lanes	6.450 B
g. Construction of New Permanent Bridges	3.718 B

DEPARTMENT OF PUBLIC WORKS & HIGHWAYS 2015

OPERATIONS

MFO 2: FLOOD MANAGEMENT SERVICES

1. CONSTRUCTION / MAINTENANCE OF FLOOD MITIGATION STRUCTURES & DRAINAGE SYSTEMS	38.633 B
2. CONSTRUCTION / REHABILITATION OF FLOOD MITIGATION FACILITIES ALONG MAJOR RIVER BASINS	3.000 B
3. CONSTRUCTION / REHABILITATION OF FLOOD MITIGATION FACILITIES ALONG PRINCIPAL RIVERS	650 M

MFO 3: MAINTENANCE & CONSTRUCTION SERVICES OF OTHER INFRASTRUCTURES

1. CONSTRUCTION/IMPROVEMENT OF ACCESS ROADS LEADING TO:	
a. Airports	1.685 B
b. Seaports	2.116 B
c. Declared Tourism Destinations	16.489 B
2. CONSTRUCTION / REHAB OF WATER SUPPLY/ SEPTAGE & SEWERAGE/ RAIN WATER COLLECTORS	320 M
3. CONST. / REHAB. OF ACCESSIBILITY FACILITIES FOR PHYSICALLY CHALLENGED PERSONS	15 M

DEPARTMENT OF PUBLIC WORKS & HIGHWAYS 2015

LOCALLY-FUNDED PROJECTS

1. BUILDING & OTHER STRUCTURES	
a. School Buildings	2.267 B
b. Health Facilities	56 M
c. Multi-Purpose / Facilities	12.771 B
d. Government Buildings	331 M
2. FLOOD CONTROL & DRAINAGE	
a. Flood ControlStructures/ Facilities	827 M
b. Drainage/ Protection Works	1.127 B
3. ROADS & BRIDGES	
a. National Roads	13.335 B
b. National Bridges	1.805 B
c. Local Roads	12.624 B
d. Local Bridges	1.511 B
e. Traffic Decongestion	83 M
f. Farm-to-Market Roads	1.384 B
4. WATER MANAGEMENT	
a. Water Supply	2.153 B

DEPARTMENT OF PUBLIC WORKS & HIGHWAYS 2015

FOREIGN-ASSISTED PROJECTS

1. FLOOD CONTROL & DRAINAGE	
a. Flood Control Structures/ Facilities	3.610 B
2. ROADS & BRIDGES	
a. National Roads	11.823 B
b. National Bridges	
1. Tulay ng Pangulo Para Sa Kaunlaran Pang Agraryo Project (TPKP), French Loan	2.101 B
2. Spanish Fund Assisted Bridge Construction/Replacement Project	182 M
3. U.K. Assisted Natl Roads Bridge Replacement Project	3.043 B
4. Bridge Const Acceleration Proj.for Calamity Stricken Areas,Phase II (Austrian-Assisted)	2.184 B

MOTOR VEHICLE USERS CHARGE (MVUC)

1. SPECIAL ROAD SUPPORT FUND	**9.917 B**
2. SPECIAL ROAD SAFETY FUND	**1.041 B**
3. SPECIAL LOCAL ROAD FUND	**1.237 B**

DEPARTMENT OF SOCIAL WELFARE & DEVELOPMENT

PROGRAMS	**87.281 B**
GENERAL ADMINISTRATION AND SUPPORT	980 M
SUPPORT TO OPERATION	265 M
OPERATIONS	86.034 B
MFO 1: SOCIAL PROTECTION POLICY SERVICES	154 M
MFO 2: SOCIAL PROTECTION SERVICES	85.220 B
MFO 3: CAPABILITY BUILDING SERVICES	624 M
MFO 4: REGULATORY SERVICES	35 M
PROJECTS	**20.576 B**
LOCALLY-FUNDED PROJECTS	3.545 B
SOCIAL PROTECTION	3.545 B
FOREIGN ASSISTED PROJECTS	17.030 B
SOCIAL PROTECTION	17.030 B
TOTAL NEW APPROPRIATIONS	**107.857 B**

DEPARTMENT OF SOCIAL WELFARE & DEVELOPMENT

OPERATIONS

MFO 2: SOCIAL PROTECTION SERVICES

PROVISION OF SERVICES FOR CENTER-BASED CLIENTS	1.059 B
ASSISTANCE TO PERSONS WITH DISABILITY AND OLDER PERSONS	11 M
ASSISTANCE TO VICTIMS OF DISASTERS & NATURAL CALAMITIES (QRF P1.325 B)	2.238 B
PROTECTIVE SVCs FOR INDIVIDUAL & FAMILIES IN ESPECIALLY DIFFICULT CIRCUMSTANCES	5.249 B
PANTAWID PAMILYA (IMPLEMENTATION OF CONDITIONAL CASH TRANSFER)	62.322 B
SUPPLEMENTAL FEEDING PROGRAM	3.360 B
RECOVERY & REINTEGRATION PROGRAM FOR TRAFFICKED PERSONS 23	23 M
SOCIAL PENSION FOR INDIGENT SENIOR CITIZENS	5.962 B
SUSTAINABLE LIVELIHOOD PROGRAM	4.932 B

MFO 3: CAPACITY BUILDING SERVICES

PROV. OF TECH'L./ ADVISORY ASSISTANCE & OTHER RELATED SUPPORT SERVICES	590 M
PROVISION OF CAPABILITY TRAINING PROGRAM	34 M

DEPARTMENT OF SOCIAL WELFARE & DEVELOPMENT

LOCALLY-FUNDED PROJECTS

SOCIAL PROTECTION

FAMILY AND CHILDREN

Compr. Proj. for St. Children, St. Families & IPS - Especially Badjaus	86 M

POVERTY REDUCTION

National Housing Targeting System for Poverty Reduction	126 M
Implementation of Various Programs/ Projects for LGUs (BuB)	1.622 B

PEACE AND DEVELOPMENT

Implement'n & Monitoring of PAMANA Prog. - Peace & Dev't. Fund	393 M
Implement'n & Monitoring of PAMANA Prog. - DSWD/LGU Led Livelihood	367 M
Implement'n of the Socio-Eco component of the Normalization Process	950 M

FOREIGN-ASSISTED PROJECTS

SOCIAL PROTECTION

POVERTY REDUCTION

Kapit-Bisig Laban sa Kahirapan-Comp. & Integ. Delivery of Social Svcs: Kapangyarihan at Kaunlaran sa Brgy (KALAHI-CIDSS-KKB) - Millennium Challenge Corp (MCC)	17 M
Kapit-Bisig Laban sa Kahirapan-Comp. & Integrated Delivery of Social Svcs: National Community Driven Development Project	17.012 B

DEPARTMENT OF SOCIAL WELFARE & DEVELOPMENT

SPECIAL PROVISIONS 2015 GAA

1. CONDITIONAL CASH TRANSFER PROGRAM

SHALL BE USED TO ADDRESS THE POVERTY REDUCTION & SOCIAL DEVELOPMENT STRATEGY OF THE NATIONAL GOVERNMENT, WHICH SHALL BE ALLOCATED AS FOLLOWS:

Cash Grants	56.139 B
Trainings	218 M
IEC & Advocacy Materials & Printing of Manuals & Booklets	60 M
Monitoring & Evaluation/ Spot Checks	429 M
Cost of Service	1.077 B
Administrative Expenses	321 M
Bank Services Fees	700 M
Personnel Services	3.351 B
Capital Outlays	24 M
TOTAL	**62.322 B**

DEPARTMENT OF SOCIAL WELFARE & DEVELOPMENT

SPECIAL PROVISIONS 2015 GAA

4. SOCIAL PENSION FOR INDIGENT SENIOR CITIZENS

SHALL BE USED EXCLUSIVELY FOR THE MONTHLY STIPEND OF FIVE HUNDRED PESOS (P500), SHALL BE GIVEN BY DWSD DIRECTLY TO SENIOR CITIZEN-BENEFICIARIES ..... 5.962 B

5. PAMANA PROGRAM

SHALL BE USED EXCLUSIVELY TO IMPLEMENT PROJECTS IN CONFLICT-AFFECTED AREAS ALREADY IDENTIFIED BY THE OPAPP ..... 760 M

6. SOCIO-ECO COMPONENT OF THE NORMALIZATION PROCESS

SHALL BE USED EXCLUSIVELY TO IMPLEMENT THE SOCIO-ECONOMIC COMPONENT OF THE NORMALIZATION PROCESS ..... 950 M

7. BUB PROJECTS

SHALL BE USED EXCLUSIVELY FOR THE IMPLEMENTATION OF BUB PROJ. IN THE LGUS INDENTIFIED UNDER VOLUME I OF THIS ACT ..... 1.622 B

10. QUICK RESPONSE FUND

THE P2,238.905 M APPROPRIATED HEREIN FOR ASSISTANCE TO VICTIMS OF DISASTERS & NATURAL CALAMITIES INCLUDES P1.325 M QRF ..... 1.325 B

DEPARTMENT OF ENVIRONMENT & NATURAL RESOURCES

PROGRAMS	**16.232 B**
GENERAL ADMINISTRATION AND SUPPORT	1.314 B
SUPPORT TO OPERATION	684 M
OPERATIONS	14.234 B
MFO 1: ECOSYSTEM POLICY SERVICES	1.330 B
MFO 2: ECOSYSTEM MANAGEMENT SERVICES	11.941 B
MFO 3: ECOSYSTEM REGULATION SERVICES	962 M
PROJECTS	**1.937 B**
LOCALLY-FUNDED PROJECT	1.681 B
WATER MANAGEMENT	1.331 B
ENVIRONMENTAL PROTECTION	150 M
GOVERNANCE	200 M
FOREIGN ASSISTED PROJECTS	256 M
ENVIRONMENTAL PROTECTION	256 M
TOTAL NEW APPROPRIATIONS	**18.170 B**

DEPARTMENT OF ENVIRONMENT & NATURAL RESOURCES

OPERATIONS

MFO 2: ECOSYSTEM MANAGEMENT SERVICES

FOREST DEVELOPMENT, REHAB & PROTECTION	**7.500 B**
LAND SURVEY, DISPOSITION & RECORDS MGMT.	**2.446 B**
MGMT. OF PROTECTED AREAS, WILDLIFE, COASTAL & MARINE RES.	
Protected Areas Development & Management	857 M
Protection and Conservation of Wildlife	70 M
Management of Coastal & Marine Resources/Areas	210 M
CLONAL NURSERY & PRODUCTION OF QUALITY PLANTING MATERIALS (QPM) OF PREMIUM & ENDEMIC & INDIGENOUS FOREST SPECIES FOR NATIONAL GREENING PROGRAM	**200 M**
TECHNOLOGY TRANSFER & EXTENSION SERVICES	**26 M**
FOR THE REQUIREMENT OF THE CARP	
Land Surveys & Disposition	479 M
Program beneficiaries development	150 M

DEPARTMENT OF ENVIRONMENT & NATURAL RESOURCES

LOCALLY-FUNDED PROJECTS

WATER MANAGEMENT

IRRIGATION SYSTEMS

Settlement of Obligation for the non-power Comp of the San Roque Multi-Purpose Project Payable to PSALM	1.331 B

GOVERNANCE

PUBLIC ORDER AND SAFETY

Implementation of PAMANA	200 M

FOREIGN-ASSISTED PROJECTS

ENVIRONMENTAL PROTECTION

REFORESTATION

Integrated Natural Resources & Environment Management Proj. (INREMP)	55 M
Forest Management Project	193 M

DEPARTMENT OF EDUCATION

PROGRAMS	**318.999 B**
GENERAL ADMINISTRATION AND SUPPORT	8.947 B
SUPPORT TO OPERATION	9.568 B
OPERATIONS	300.483 B
MFO 1: BASIC EDUCATION POLICY SERVICES	329 M
MFO 2: BASIC EDUCATION SERVICES	291.816 B
MFO 2: REGULATORY & DEVELOPMENTAL SERVICES FOR PRIVATE SCHOOLS	8.337 B
PROJECTS	**231 M**
LOCALLY-FUNDED PROJECT	231 M
LOCALLY FUNDED PROJECT	231 M
TOTAL NEW APPROPRIATIONS	**319.230 B**

DEPARTMENT OF EDUCATION

SUPPORT TO OPERATIONS

ACQUISITION, IMPROVEMENTS, SURVEY & TITLING OF SCHL. SITES	410 M

OPERATIONS

MFO 2: BASIC EDUCATION SERVICES

CONST, REPAIR &/OR RENOVATION OF BLDGS FOR THE LIBRARY HUB PROG. & EDUC. LEARNING CENTERS	12 M
PROVISION & MAINTENANCE OF BASIC EDUCATION FACILITIES	53.875 B
CONSERVATION & RESTORATION OF GABALDON & OTHER HERITAGE SCHOOL BUILDINGS	100 M

DEPARTMENT OF EDUCATION

OPERATIONS

MFO 2: BASIC EDUCATION SERVICES

QUICK RESPONSE FUND	1.000 B
IMPLEMENTATION OF VARIOUS PROGRAMS FOR THE LGUS	54 M
SUPPORT TO SPED CENTERS/SCHOOLS	270 M
IMPLEMENT'N. OF THE REDESIGNED TECH'L.-VOCATIONAL HIGH SCHOOL PROG.	236 M
SUPPORT TO MULTI-GRADE SCHOOLS	142 M
IMPLEMENTATION OF INDIGENOUS PEOPLES EDUC. PROGRAM	110 M
IMPLEMENTATION OF ALTERNATIVE LEARNING & DELEVERY MODE PROG. INCLUDING REQUIREMENT OF LEARNING CENTERS	575 M
TEXTBOOKS/INSTRUCTIONAL MATERIALS (INCL. P100M FOR CHILDREN W/ SPECIAL NEEDS)	3.461 M
SCIENCE & MATHEMATICS EQUIPMENT	4.000 B
DEPARTMENT OF EDUCATION COMPUTERIZATION PROGRAM	8.530 B
SCHOOL EFFECTIVENESS PROGRAM	900 M
BASIC EDUCATION MADRASAH PROGRAM	708 M
"ABOT ALAM" PROGRAM	1.968 B
DISASTER PREPAREDNESS PROGRAM	217 M

MFO 3: REGULATORY & DEVE'TL. SVCs. FOR PRIVATE SCHOOLS

GOVT ASSISSTANCE TO STUDENTS & TEACHERS IN PRIVATE EDUCATIONS (GASTPE)	8.337 B

DEPARTMENT OF EDUCATION

LOCALLY-FUNDED PROJECTS

IMPLEMENTATION OF THE SOCIO-ECONOMIC COMPONENT OF THE NORMALIZATION PROCESS — 231M

SPECIALS PROVISIONS 2015 GAA

4. PROVISION & MAINTENANCE OF BASIC EDUCATIONAL FACILITIES

CONST/REPLACEMENT &/OR COMPLETION OF KINDERGARTEN, ELEMENTARY & SECONDARY SCHOOL BLDGS. & TECHNICAL VOCATIONAL LABORATORY & THE CONSTRUCTION OF WATER AND SANITATION FACILITIES	48.062 B
REPAIR, REHAB & RENOVATION OF KINDERGATEN, ELEM & SECONDARY SCHOOL BLDGS & REPAIR OF WATER & SANITATION FACILITIES	2.938 B
ACQUISITION OF SCHOOL DESKS, FURNITURES & FIXTURES (25 % TO PURCHASE THOSE MANUFACTURED & FABRICATED BY COOP: 10% FROM COOP OF PERSONS WITH DISABILITIES; 15% FROM OTHER TYPES OF COOP.)	1.206 B
PUBLIC-PRIVATE PARTNERSHIP FOR SCHOOL BUILDING PROJECTS	1.628 B
PROVISION FOR ANNUAL PAYMENT OF SCHOOL BLGS. CONSTRUCTED BY NHA	40 M
	TOTAL 53.875 B

SPECIALS PROVISIONS 2015 GAA

5. BOTTOM-UP BUDGETING PROJECTS

EXCLUSIVELY FOR THE IMPLEMENTATION OF BUB PROJECTS IN THE LGUS IDENTIFIED UNDER VOLUME I OF THIS ACT. ..... 1.492 B

7. ACQUISITION OF SCHOOL SITES

ACQUISITION, IMPROVEMENT, SURVEY AND TITLING OF EXISTING SCHOOL SITES INCLUDES THREE HUNDRED THIRTY FIVE MILLION PESOS (P335 M) WHICH SHALL BE USED EXCLUSIVELY FOR THE ACQUISITION OF NEW SCHOOL NEW SCHOOL SITES TO ADDRESS CONGESTION IN EXISTING SCHOOLS. ..... 410 M

DEPARTMENT OF HEALTH

OPERATIONS

MFO 2: TECHNICAL SUPPORT SERVICES

FAMILY HEALTH AND RESPONSIBLE PARENTING	3.274 B
HEALTH PROMOTION	167 M
HEALTH EMERGENCY MGNT INCL. PROVISION OF EMERGENCY DRUGS & SUPPLIES	221 M
HEALTH FACILITIES ENHANCEMENT PROGRAM (FOR FACILITIES OF LGUs AND OTHER HEALTH SECTOR PARTNERS)	500 M
QUICK RESPONSE FUND	5.591B

MFO 3: HOSPITAL SERVICES

NATIONAL VOLUNTARY SERVICES PROGRAM & OPN OF BLOOD CENTERS	125 M
OPERATION OF SPECIAL HOSPITALS, MED CENTERS & INST. FOR DISEASE PREVENTION & CONTROL	6.723 B
OPERATION OF REGIONAL MEDICAL CENTERS, SANITARIA & OTHER HOSPITALS	13.663 B
OPERATION OF DANGEROUS DRUG ABUSE TREATMENT & REHAB CENTERS	642 M

TECHNICAL EDUCATION & SKILLS DEVELOPMENT AUTHORITY

PROGRAMS	**4.984 B**
GENERAL ADMINISTRATION AND SUPPORT	187 M
SUPPORT TO OPERATION	18 M
OPERATIONS	4.777 B
MFO 1: TECHNICAL EDUCATION AND SKILLS DEVELOPMENT SERVICES	48 M
MFO 2: TECHNICAL EDUCATION AND SKILLS DEVELOPMENT SERVICES	4.603 B
MFO 3: TECHNICAL EDUCATION AND SKILLS DEVELOPMENT REG. SERVICES	126 M
PROJECTS	**335 M**
LOCALLY-FUNDED PROJECT	335 M
SOCIAL PROTECTION	335 M
TOTAL NEW APPROPRIATIONS	**5.319 B**

TECHNICAL EDUCATION & SKILLS DEVELOPMENT AUTHORITY

OPERATIONS

MFO 2: TECHNICAL SUPPORT SERVICES

PROMOTION, DEVELOPMENT & IMPLEMENTATION OF QUALITY TECHNICAL EDUCATION & SKILLS DEVELOPMENT PROGRAMS	2.603 B
TRAINING FOR WORK SCHOLARSHIP PROGRAM	2.000 B

LOCALLY-FUNDED PROJECTS

SOCIAL PROTECTION

PEACE AND DEVELOPMENT	335 M

SPECIAL PROVISIONS

3. THE TRAINING FOR WORK SCHOLARSHIP PROGRAM

APPROPRIATED HEREIN FOR THE TRAINING FOR WORK SCHOLARSHIP PROGRAM SHALL BE UTILIZED TO SUPPORT RAPID, INCLUSIVE & SUSTAINED ECONOMIC GROWTH THROUGH COURSE OFFERINGS TO KEY EMPLOYMENT GENERATORS IN THE AREAS OF AGRI-FISHERY /AGRI-BUSINESS/ AGRO-INDUSTRIAL, TOURISM, INFORMATION TECHNOLOGY-BUSINESS PROCESS MANAGEMENT (IT-BPM), SEMICONDUCTOR & ELECTRONICS, AUTOMOTIVES, GENERAL INFRASTRUCTURE & OTHER PRIORITY MANUFACTURING INDUSTRIES, LOGISTICS, & NEW & EMERGING SECTORS.	2.000 B

TECHNICAL EDUCATION & SKILLS DEVELOPMENT AUTHORITY

SPECIAL PROVISIONS

4. SPECIAL TRAINING FOR EMPLOYMENT PROGRAM

APPROPRIATED HEREIN UNDER OPERATION OF THE TESDA REGL & PROVL OFFICES INCL. REGL TECH EDUC & SKILLS DEVT CENTERS (RTESDCS) & PROVL TECH EDUC &, SKILLS DEVT CENTERS (PTESDCS) SHALL BE UTILIZED FOR THE CONDUCT OF COMMUNITY BASED SPECIALTY TRAINING FOR EMPLOYMENT BY THE TESDA. 440 M

5. BUB PROJECTS

APPROPRIATED HEREIN FOR THE OPERATION OF THE TESDA REGL & PROVL OFFICES, INCL. RTESDCS & PTESDCS INCLUDES P297.367 M WHICH SHALL BE USED EXCLUSIVELY FOR THE IMPLEMENTATION OF BUB PROJECTS IN THE LGUS IDENTIFIED UNDER VOL I OF THIS ACT. 297 M

6. SOCIO-ECONOMIC COMPONENT OF THE NORMALIZATION PROCESS

APPROPRIATED HEREIN SHALL BE USED EXCLUSIVELY FOR THE IMPLEMENTATION OF THE SOCIO-ECONOMIC COMPONENT OF THE NORMALIZATION PROCESS. 335 M

DEPARTMENT OF AGRICUTURE

PROGRAMS	**18.615 B**
GENERAL ADMINISTRATION AND SUPPORT	858 M
SUPPORT TO OPERATION	1.394 B
OPERATIONS	16.361 B
MFO 1: AGRICULTURAL & FISHERIES POLICY SERVICES	63 M
MFO 2: TECHNICAL & SUPPORT SERVICES	11.274 B
MFO 3: IRRIGATION NETWORK SERVICES	1.510 B
MFO 4: FARM TO MARKET ROAD NETWORK SERVICES	150 M
MFO 5: AGRICULTURAL EQUIPMENT & FACILITIES SUPPORT SERVICES	3.090 B
MFO 6: PLANT & ANIMAL REGULATORY SERVICES	272 M
PROJECTS	**20.386 B**
LOCALLY-FUNDED PROJECTS	12.803 B
BUILDING AND OTHER STRUCTURES	10. M
ROADS & BRIDGES	6.250 B
ECONOMIC DEVELOPMENT	417 M
SOCIAL PROTECTION	6.125 B
FOREIGN ASSISTED PROJECTS	7.583 B
ECONOMIC DEVELOPMENT	7.583 B
TOTAL NEW APPROPRIATIONS	**39.001 B**

DEPARTMENT OF AGRICUTURE

SUPPORT TO OPERATIONS

COORDINATION OF AGRICULTURAL RESEARCH (BAR)	12 M
AGRI-BUSINESS & MARKETING SEVICES	41 M
QUICK RESPONSE FUND	500 M

OPERATIONS

MFO 2: TECHNICAL AND SUPPORT SERVICES

PRODUCTION SUPPORT SERVICES (PSS)

PSS on the National Rice Program	2.929 B
PSS on the National Livestock Program	825 M
PSS on the National Corn Program	541 B
PSS on the National High-Value Crops Program	1.121 B
PSS on the promotion & development of organic agriculture	85 M
Implementation of various production support activities	593 M

MARKET DEVT SERVICES (MDS)

MDS on the National Rice Program	18 M
MDS on the National Livestock Program	17 M
MDS on the National Corn Program	23 M
MDS on the National High-Value Crops Program	105 M
MDS on the promotion & development of organic agriculture	49 M
Implementation of various market devt activities	217 M

DEPARTMENT OF AGRICUTURE

OPERATIONS

EXTENSION SUPPORT, EDUCATION & TRAINING SERVICES (ESETS)

ESETS on the National Rice Program	984 M
ESETS on the National Livestock Program	225 M
ESETS on the National Corn Program	404 M
ESETS on the National High-Value Crops Program	312 M
ESETS on the promotion & development of organic agriculture	285 M
Implementation of various extension support, education & training activities	398 M

RESEARCH & DEVELOPMENT (R&D)

R&D on the National Rice Program	881 M
R&D on the National Livestock Program	62 M
R&D on the National Corn Program	105 M
R&D on the National High-Value Crops Program	120 M
R&D on the promotion & development of organic agriculture	66 M
Implementation of various agricultural research & development activities	899 M

MFO 3: IRRIGATION NETWORK SERVICES

IRRIGATION NETWORK PLANING & CONTRACT MANAGEMENT SERVICE RESTORATION / REHABILITATION / CONSTRUCTION OF SMALL-SCALE IRRIGATION PROJECT

National Rice Program	1.338 B
National Corn Program	18 M
National High-Value Crops Program	139 M
Various Water Resources Projects	14 M

DEPARTMENT OF AGRICUTURE

OPERATIONS

MFO 5: AGRICULTURAL EQUIPMENT & FACILITIES SUPPORT SERVICES

PROVISION OF AGRICULTURAL EQUIPMENT & FACILITIES (PAEF)

PAEF for the National Rice Program	850 M
PAEF for the National Livestock Program	485 M
PAEF for the National Corn Program	1.203 M
PAEF for the National High-Value Crops Program	400 M
PAEF for the promotion & development of organic agriculture	150 M

LOCALLY-FUNDED PROJECTS

MULTI-PURPOSE FACILITIES	10 M
FARM-TO-MARKET ROADS	6.250 B
AGRICULTURE AND FISHERIES	417M
FOR THE IMPLEMENTATION OF VARIOUS PROGs./PROJs. OF THE LGUS	3.501B
IMPLEMENTATION AND MONITORING OF PAMANA PROGRAM	1.743 B
SOCIO-ECONOMIC COMPONENT OF THE NORMALIZATION PROCESS	880 M

FOREIGN-ASSISTED PROJECTS

ECONOMIC DEVELOPMENT	7.583 B

BUREAU OF FISHERIES AND AQUATIC RESOURCES

PROGRAMS	**5.436 B**
GENERAL ADMINISTRATION AND SUPPORT	644 M
SUPPORT TO OPERATION	224 M
OPERATIONS	4.567 B
MFO 1: FISHERY POLICY SERVICES	133 M
MFO 2: TECHNICAL ADVISORY SERVICES	1.137 B
MFO 3: SUPPLY SERVICES FOR FISHERY PRODUCTIVITY	1.196 B
MFO 4: SUPPLY OF INFRA FACILITIES & EQUIPMENT FOR FISHERY INDUSTRY	1.154 B
MFO 5: FISHERIES & AQUATIC RESOURCES REGULATION SERVICES	1.035 B
PROJECTS	**879 M**
LOCALLY-FUNDED PROJECTS	879 M
SOCIAL PROTECTION	879 M
TOTAL NEW APPROPRIATIONS	**6.315 B**

BUREAU OF FISHERIES AND AQUATIC RESOURCES

OPERATONS

MFO 2: TECHNICAL ADVISORY SERVICES

MARKET DEVELOPMENT SERVICES 30,287,000	30 M
EXTENSION SUPPORT, EDUCATION & TRAINING SERVICES (ESETS) 522,301,000	522 M
RESEARCH & DEVELOPMENT 417,518,000	417 M
FORMULATION OF COASTAL, & INLAND FISHERIES RESOURCE MGNT PLANS 167,644,000	167 M

MFO 3: SUPPLY SERVICES FOR FISHERY PRODUCTIVITY

FISH SEED PRODUCTION & DISTRIBUTION 645,716,000	645 M
SEAWEED PRODUCTION & DISTRIBUTION 205,634,000	205 M
FISHING GEAR/ PARAPHERNALIA DISTRIBUTION 302,462,000	302 M
OPERATION & MAINTENANCE OF MARICULTURE PARKS 42,461,000	42 M

MFO 4: SUPPLY OF INFRA FACILITIES & EQUIPMENT FOR FISHERY INDUSTRY

PROVISIONS OF FISHERIES EQUIPMENT & FACILITIES	937 M
COASTAL & INLAND FISHERIES RESOURCE REHAB & DEVELOPMENT	217 M

LOCALLY-FUNDED PROJECTS

SOCIAL PROTECTION

POVERTY REDUCTION 826,602,000	826 M
PEACE AND DEVELOPMENT 52,500,000	52 M

DEPARTMENT OF SCIENCE & TECHNOLOGY

PROGRAMS	**3.006 B**
GENERAL ADMINISTRATION AND SUPPORT	122 M
SUPPORT TO OPERATIONS	16 M
OPERATIONS	2.867 B
MFO 1: SCIENCE AND TECHNOLOGY POLICY ADVISORY SERVICES	13 M
MFO 2: SCIENCE AND TECHNOLOGY FUNDING SERVICES	1.538 B
MFO 3: REGIONAL SCIENCE AND TECHNOLOGY SERVICES	1.315 B
PROJECTS	**26 M**
LOCALLY-FUNDED PROJECTS	26 M
BUILDINGS AND OTHER STRUCTURES	26 M
TOTAL NEW APPROPRIATIONS	**3.033 B**

DEPARTMENT OF SCIENCE & TECHNOLOGY

OPERATONS

MFO 2: SCIENCE AND TECHNOLOGY FUNDING SERVICES

FUNDING ASSISTANCE TO SCIENCE & TECHNOLOGY ACTIVITIES	1.538 B

MFO 3: REGIONAL SCIENCE & TECHNOLGY SERVICES

EXTENSION & ENHANCEMENT OF SCIENCE & TECHNOLOGY ACTIVITIES	511 M
DIFFUSION & TRANSFER OF KNOWLEDGE & TECHNOLOGIES INCL. OTHER RELATED TECHNOLOGY TRANSFER ACTIVITIES	804 M

SPECIAL PROVISIONS 2015 GAA

1. HARMONIZED PRIORITY RESEARCH AGENDA

THE DOST, IN CONSULTATION WITH THE GOVERNMENT RESEARCH INSTITUTIONS & OTHER AGENCIES CONCERNED, SHALL PREPARE A HARMONIZED PRIORITY RESEARCH AGENDA FOR THE GOVERNMENT COVERING ALL THE MAJOR RESEARCH & DEVELOPMENT PROGRAM & PROJECTS OR THOSE COSTING P100M AND ABOVE.

DEPARTMENT OF THE INTERIOR AND LOCAL GOVERNMENT

PROGRAMS	**3.658 B**
GENERAL ADMINISTRATION AND SUPPORT	322 M
SUPPORT TO OPERATION	253 M
OPERATIONS	3.083 B
MFO 1: LG CAPACITY DEV'T. & PERFORMANCE OVERSIGHT & INCENTIVE & AWARD SVCs	3.083 B
PROJECTS	**12.163 B**
LOCALLY-FUNDED PROJECTS	12.163 B
ROADS & BRIDGES	3.111 B
WATER MANAGEMENT	7.236 B
ECONOMIC DEVELOPMENT	9 M
ENVIRONMENTAL PROTECTION	126 M
GOVERNANCE	435 M
SOCIAL PROTECTION	1.244 B
TOTAL NEW APPROPRIATIONS	**15.821 B**

DEPARTMENT OF THE INTERIOR AND LOCAL GOVERNMENT

LOCALLY-FUNDED PROJECTS

LOCAL ROADS	
IMPLEMENTATION & MONITORING OF PAMANA PROGRAM	3.111 B
WATER SUPPLY	
PROVISION FOR POTABLE WATER SUPPLY (BUB), AND OTHER PROJECTS (BUB)	5.664 B
PROVISION FOR POTABLE WATER SUPPLY (SALINTUB)	1.572 B
PROTECTION OF BIODIVERSITY	
ENHANCING LGU CAPACITY ON CLIMATE CHANGE ADAPTATION AND DISASTER RISK MGNT FRAMEWORK	76 M
GENERAL PUBLIC SERVICES	
SUPPORT FOR THE BOTTOM-UP BUDGETING PROCESS	250 M
PUBLIC ORDER & SAFETY	
COMPREHENSIVE LOCAL INTEGRATION PROGRAM	131 M
GOVERNANCE & ACCOUNTABILITY IMPROVEMENT	
CIVIL SOCIETY ORGANIZATION/PEOPLES PARTICIPATION PARTNERSHIP PROGRAM	22 M
HOUSING	
ASSISTANCE TO INFORMAL SETTLER FAMILIES (ISF) IN DANGEROUS AREAS	1.244 B

CDA's Intervention

- CDA passed the following BOA Resolutions last January 23, 2018

1. Resolution requesting the Office of the Cabinet Secretary to intercede in behalf of CDA to allocate 5Billion Fund for SHFC to implement Socialized Housing projects for Cooperatives to be taken from the 2017 GAA Savings, Unobligated and Unused Funds.
2. Resolution requesting the Congress Joint Oversight on Housing to passed a joint resolution requesting the Office of the President and Department of Budget and Management (DBM) to allocate 5B fund for SHFC for Socialized Housing Development within Metro Manila, CALABARZON and Central Luzon for communities situated in danger zones.

3. Resolution requesting the Office of the Cabinet Secretary to intercede in behalf of CDA and housing cooperatives in the Development Budget Coordinating Committee (DBCC) and in the Cabinet Meeting to include in the Build Build Build Program of the national government the housing component with an initial fund of 5B for SHFC in 2019 National Expenditure Program

4. Resolution requesting the Housing Committee Chairpersons of the Senate of the Philippines and House of Representatives to include housing in the national infrastructure program known as the Build Build Build Program of the national government with 5Billion Budget for SHFC as initial fund for 2019.

5. Resolution approving the CDA-DOLE Memorandum of Agreement (MOA) on Livelihood Program for Socialized Housing Cooperatives

Wake Up Call!

Thank You